



**EASTER**

**ESCAPE  
ROOM**

**PRINTABLE**



**AGES 8 & UP**





# THANK YOU

Thank you for ordering from [www.TeachSundaySchool.com](http://www.TeachSundaySchool.com). We strive to offer you top notch Bible teaching tools. Feel free to contact us with any questions a [marykate@teach sundayschool.com](mailto:marykate@teach sundayschool.com).

## HOW TO PRINT

If you are having any trouble printing, here are some helpful tips:

- 1) Adobe Acrobat PDF Reader is the most universal PDF reader and comes standard on most computers. If you are having issues, check to make sure you are using a recent version of Adobe, which is available free online here.
- 2) If for any reason a page is being cut off, when you push the “print” button and the dialogue box pops up, check the box “fit”.

## TERMS OF USE

The material enclosed is copyrighted. You do not have resell rights or giveaway rights to the material provided herein. Only customers that have purchased this material are authorized to view it.

### **Allowed:**

You are able to print as many times as you would like for personal, family, or single church/school use. (Please show this to any printer you may take this to in order to prove that you are not infringing on the copyright by printing this file).

If you would like to use this file for multiple schools or churches, please email us at [marykate@teach sundayschool.com](mailto:marykate@teach sundayschool.com) for information on a bundle purchase price.

### **Not Allowed:**

This digital file cannot be given to anyone else. In order to own a digital file, it must be purchased.

This file is never to be emailed to anyone else for the purpose of giving it to them or sharing it with them. In order to own a file, it must be purchased.

Do not post this file, or images from this file on a blog, website, or anything like it for the purpose of giving it away or selling it.

Do not change this file in any way.

Do not use all or part of this file for commercial use in any way.

Anything that is not meant for the intended use of this file, which is for personal, family, or single church/school use is not allowed. We are offering this as a digital file for the convenience of our customers. Any abuse of that is not allowed.

If you feel you have obtained an unauthorized copy of this material, please email us at [marykate@teach sundayschool.com](mailto:marykate@teach sundayschool.com).

## LEGAL NOTICE

While all attempts have been made to verify information provided in this publication, neither the author nor the publisher assumes any responsibility for errors, omissions or contrary interpretation of the subject matter herein. The publisher wants to stress that the information contained herein may be subject to varying state and / or local laws or regulations. All users are advised to retain competent counsel to determine what state and / or local laws or regulations may apply to the user’s particular operation.

The purchaser or reader of this publication assumes responsibility for the use of these materials and information. Adherence to all applicable laws and regulations, federal, state and local, governing professional licensing, operation practices, and all other aspects of operation in the US or any other jurisdiction is the sole responsibility of the purchaser or reader. The publisher and author assume no responsibility or liability whatsoever on the behalf of any purchaser or reader of these materials. Any perceived slights of specific people or organizations is unintentional.



# THE EASTER ESCAPE ROOM

Your students are on a mission! They are returning to a bustling Jerusalem on the weekend of the Passover. Like most of God's unfolding story, the story of Easter from the Bible contained several mysteries to almost everyone at the time!

Students will be taken back to solve the mysteries of what happened by decoding the facts—so they can **SEE THE LIGHT** of a glorious resurrection!

Students will learn all the surrounding details, such as what led up to this miracle of miracles. If Jesus was not a criminal, why was He arrested and killed? What were some of His last words—to His disciples and to us as well?

**IT STARTS COMING TOGETHER ON THE NIGHT BEFORE THE PASSOVER, IN AN UPSTAIRS ROOM BEING USED BY THE DISCIPLES AND JESUS. To discover the LIGHT, students will use ciphers and puzzles.**

**Each mystery is unique.** Some puzzles are easy for younger children; others require guidance or wisdom from older counterparts. The main fun is that the codes require critical thinking to determine what secret lies behind each symbol. Each code will reveal interesting facts about faith in new beginnings. These exercises will keep your students captivated while encouraging friendly competition to crack the final code.

**The fun for teachers and parents is the lack of prep.** This is a **PRINT AND GO** activity requiring little else! Enjoy solving the codes with the kids without cutting, pasting, and problem-solving beforehand.

**The best age range for our ESCAPE ROOMS is 8 and up.** Younger students can still participate, but they may need some help.

The escape room package includes:

- Teacher Instructions
- Student Instructions
- Four Mysteries
- Four Decoders
- One Final Challenge
- Keys to the Kingdom (Prizes)
- Answer Key

**The objective of our ESCAPE ROOM** is to read and solve the four mysteries and complete the final challenge in the time allotted, and thereby earn a key.



# TEACHER INSTRUCTIONS

1. Students can complete the escape room alone, in partners, or teams. If you have a child younger than 8, we suggest they are paired with an older teammate.
2. Print out the 4 mysteries and final challenge for each student/team to fill in (pages 6-9).
3. Print out the 4 “decoders” (pages 12-15) and either spread them out so kids can view them as needed or hang them on the walls. Make sure they are placed where several students can congregate at once if needed.
4. Tell students they have [you decide] minutes to solve the 4 mysteries by decoding the answers, answering the multiple-choice questions, and figuring out the final 4-digit code. Between 30 and 60 minutes usually works well, depending on the age and ability of students.
5. Students can solve the mysteries in ANY order. Encourage them by saying, “If you get stuck, just move on and come back to the tricky one later.”

**Note:** The first time students see the codes, they may find them a bit confounding. That’s okay! Let them exercise their clue-solving skills independently for a bit before you jump in to help them.

6. Students will not be able to figure out the final code without reading through each mystery.
7. After all mysteries are solved and decoded, the four-digit code is cracked, and the Final Challenge is complete, give out prizes (keys). One key (symbolic to the keys to the Kingdom) should be given to each child involved in finding the solutions.
8. If time permits, review the answers to the Final Challenge to help reinforce the material.



## ESCAPE ROOM INSTRUCTIONS:



### SOLVE THE MYSTERIES OF EASTER

Our Bible is filled with sound wisdom, great advice . . . and **BIG MYSTERIES THAT NEED SOLVING!**

Here is where you come in. Today we will be solving four mysteries that have to do with **THE RESURRECTION OF JESUS**. These are found in the following places in the Bible:

- Luke 22 (arrest and trial of Jesus)
- John 19 (the crucifixion of Jesus)
- John 20 (story of the resurrection)
- John 11:25-26; 1 Corinthians 15:21 (meaning of the resurrection)

*Your teacher may want you to read these passages before you begin. Be sure to ask!*

**THE 1ST MYSTERY: WHY DID A DISCIPLE BETRAY JESUS?**

**THE 2ND MYSTERY: HOW DID THE WORLD'S MOST INNOCENT MAN GET A DEATH SENTENCE?**

**THE 3RD MYSTERY: WHAT DID JESUS HAVE TO SAY TO US?**

**THE 4TH MYSTERY: DID MIRACLES REALLY HAPPEN, ONE AFTER ANOTHER?**

### YOUR MISSION: SHED LIGHT ON THE MYSTERIES

Jesus said "YOU ARE THE LIGHT OF THE WORLD." It is our job to understand God's word so we can defend it!

**THE MYSTERIES:** Mysteries #1, #2, #3, and #4 will introduce you to people, places, and things in the context of the Bible. Each mystery will raise a question you need to answer.

**THE DECODER:** Visit the decoder for each mystery and SHED YOUR LIGHT (solve the mystery)!

**THE KEY:** Once you have solved ALL FOUR MYSTERIES using each one's DECODER, you must take one final step and earn the KEY. This KEY is a symbol of the KEYS TO THE KINGDOM OF HEAVEN! In order to earn the key, you must decipher the four numbers needed on the four-digit code page.

When you have SHED LIGHT on the four MYSTERIES and obtained the four-digit KEY CODE, you will be given your symbolic KEY TO THE KINGDOM OF HEAVEN!

**GO FORTH, SHEDDING LIGHT TO A WORLD FILLED WITH DARKNESS, OBTAINING KEYS TO THE KINGDOM!**



# MYSTERY #1:

## WHY WOULD A DISCIPLE BETRAY JESUS?

It was Thursday night, the Last Supper, the night of Jesus' arrest and the night before His crucifixion. Jesus said that one of His disciples would betray Him. But why? Let's go back and see... .

1. The Bible doesn't tell us when Judas Iscariot came to be a disciple of Jesus. Judas was the only disciple who hailed from southern Judea. The rest were from Galilee.
2. Judas served as treasurer for the disciples and carried their money box. He is known to have robbed it a few times (John 12:6).
3. Once Mary, sister of Lazarus, poured expensive perfume over Jesus' feet. Judas objected, saying the perfume was expensive and could have been sold to feed the poor. However, he really said it because he was disappointed; he wouldn't get some of the money.
4. Shortly after this, Judas went to the chief priests who had been looking for a way to kill Jesus. They were greedy and afraid Jesus' popularity meant they would be put out of power.
5. Judas asked, "What are you willing to give me if I hand him over to you?" They agreed on 30 silver coins. From then on, Judas watched for an opportunity to hand Jesus over.
6. John 13:2 says the devil prompted Judas to betray Jesus at the Last Supper, and verses 26-28 say the devil actually entered Judas when he went to get the soldiers.
7. Judas found them in the garden of Gethsemane. Judas betrayed Jesus with a kiss, showing the soldiers which man to arrest.
8. As Jesus was being led to crucifixion, Judas committed suicide.
9. No one knows Judas' motive for the betrayal. But it's likely he thought Jesus would become a king and powerful military leader, and if he was a disciple he would become famous and powerful also. When Judas found out otherwise, he no longer desired to follow Jesus.

### QUESTION

All the other disciples were from Galilee; Judas was from \_\_\_\_\_

- a. Jerusalem      b. Judea      c. Palestine      d. Egypt

SECRET CODE


**Question:** Why would Judas betray Jesus for 30 pieces of silver?

-----  
G s v Y r y o v h z b h g s v o l e v l u n l m v b r h g s v i l l g l u z o o v e r o .

-----  
Q f w z h o l e v w n l m v b z m w k l d v i . Z h y v o r v e v i h d v h s l f o w

-----  
m l g n z p v g s v k f i h f r g l u d v z o g s z k i r l i r g b .





# MYSTERY #2:

## HOW DID THE WORLD'S MOST INNOCENT MAN GET A DEATH SENTENCE?

Jesus was arrested in the Garden of Gethsemane after Judas betrayed Him. What would the religious leaders accuse Jesus of, when he had done nothing but teach love and wisdom, and healed hundreds of people? Jesus had even predicted His followers would scatter at His arrest. He was right! Let's see what happened on that dark and fateful night.

1. Jesus stood trial in four places. The first was the dwelling of Annas. Annas was appointed high priest of the Jerusalem temple around AD 6. His son-in-law Caiaphas, another high priest who was also there, was involved in the plot to get Jesus killed. The religious leaders they met with were called the Sanhedrin.
2. There, Jesus was accused of a religious crime called blasphemy. Blasphemy is claiming to be the Son of God, the Messiah. The Sanhedrin then sent Jesus to Pontius Pilate, Governor of Judea, because they claimed they were too religious to kill anyone.
3. Pilate was not Jewish and cared nothing for their faith. So he instead charged Jesus with inciting people to riot, forbidding the people to pay their taxes, and claiming to be a king. These accusations twisted Jesus' actions to make Him seem guilty.
4. Pilate found no reason to kill Jesus so he sent Him to Herod Antipas, the tetrarch of Nazareth, who was in Jerusalem to celebrate Passover. Herod didn't want the responsibility. He let his men mock Jesus and make him a spectacle. Jesus was also beaten, then sent back to Pilate.
5. Pilate hoped to please the people by having Jesus scourged—a terrible beating with a whip meant to tear the skin. However, the people weren't satisfied after the scourging.
6. In a final effort to free Jesus, Pilate offered the people a choice to release Jesus or Barnabas. The Jews had a rule that they could let a condemned man go free on Passover. However, the mob was not willing to let Jesus walk free. They chose to let Barabbas go and to crucify Jesus.
7. A riot was breaking out. So Pilate took water and washed his hands, saying to the crowd, "I am innocent of this man's blood. You bear the responsibility." All the people answered, "His blood be on us and on our children!" That is astonishing considering Jesus was about to be a blood sacrifice for the sins of mankind, unbeknownst to anyone but himself.
8. Pilate's wife was a believer. She tried to dissuade him from giving the death sentence, stating Jesus had been in her dreams the night before and it was disturbing. However, Pilate couldn't control the mob and gave in to them.

### QUESTION

Jesus was beaten twice. The scourge, the worst, was ordered by ... ?

- a. Herod**                      **b. Antipas**                      **c. Caiaphas**                      **d. Pilate**

SECRET CODE

**Question:** Why did the mob choose to kill Jesus instead of the criminal Barabbas, according to Matthew 27:18?

\_\_\_\_\_

\_\_\_\_\_





# MYSTERY #3:

## WHAT DID JESUS HAVE TO SAY TO ALL OF US?

Rome was about to crucify an innocent man, sent by corrupt religious leaders. But God makes good out of the worst of things. He had plans to show His love in the end. Let's go to where Jesus was crucified. He said some things to his Father and to those around him, and they remain relevant today.

1. Jesus hung on the cross for three hours. His first words were, "Father, forgive them, for they do not know what they do" (Luke 23:34). We often don't realize the great amount of pain He was in, yet He was still able to feel compassion for mankind. When we feel like being unkind or rude, we should remember this amazing example of love.
2. Jesus was crucified between two criminals. One said Jesus should get them down. The other was very sorry for his wrongdoings and asked Jesus to speak to God on his behalf. Jesus said, "Truly, I say to you, today you will be with me in paradise" (Luke 23:43).
3. John was the only disciple known to come to the crucifixion. All the others scattered, afraid of what would happen to them if they were discovered as Jesus' followers. Jesus told John to take care of His mother. This showed that Jesus' half-brothers, born to Joseph and Mary after him, were not yet believers. His half-brothers, James and Jude, later converted and became leaders of the early church. One of the most mysterious statements was Jesus saying, "My God, my God, why have you forsaken me?" (Matthew 27:46, Mark 15:34). This was when Jesus actually took on our sins to become the sacrifice for them.
4. John 19:28 notes Jesus saying, "I thirst." He had lost a lot of blood and had become dehydrated while walking to the place of the crucifixion and carrying His cross part of the way. They gave Him vinegar to drink.
5. "It is finished," Jesus said toward the hour of His death (John 19:30). This meant He had become the sacrifice for our sins. Jesus was saying that His task was over and the sacrifice was complete.
6. As His last words, Jesus cried out loudly, "Father, into your hands I commend my spirit" (Luke 23:46). He had spent 33 years living on earth and was ready to rejoin His Father in heaven.
7. Jesus died around 3 p.m. having been on the cross for three hours.

### QUESTION

We ought to forgive others because Jesus was able to forgive His murderers, saying

- a. they were actually innocent   b. they didn't know what they were doing  
c. their sins weren't really a big deal**

SECRET CODE

**Question:** Jesus told one of the two criminals crucified next to him that he could come to paradise. Why not both?

*God looks at the \_\_\_\_\_. The man Jesus said could come to paradise*

*did many \_\_\_\_\_ things, but he was very \_\_\_\_\_, \_\_\_\_\_ God,*

*and believed in Jesus in the end. The other criminal merely \_\_\_\_\_*

*Jesus and did not \_\_\_\_\_ or believe.*







# MYSTERY #4:

## WAS IT REALLY ONE MIRACLE AFTER THE OTHER?

Jesus referred to His death as the dark hour. But as soon as He died, things began to change. Miracles began to occur! Let's go back to that Good Friday and watch what transpired...

1. The first thing people noticed was that it was getting dark. At three in the afternoon, there was no reason for this. Some people began to worry about what they had done to Jesus, and that perhaps He was who He claimed to be (Matthew 27:45).
2. At the very moment that Jesus breathed His last breath, the Temple's veil that covered the entrance to the Holy of Holies was torn in two from top to bottom (Matthew 27:51). This symbolized that there was no longer a veil between mankind and God. We can speak to Him freely now as followers of Jesus.
3. "The earth shook and the rocks split" (Matthew 27:51). The soldier who had been guarding Jesus saw the earthquake. He was terrified and exclaimed, "Surely he was the Son of God!" (v. 54).
4. The bodies of many holy people who had died were raised to life. They came out of the tombs after Jesus' resurrection and went into the holy city and appeared to many people. (Matthew 27: 52-53). The dead arose when Jesus died to show us that one day we will rise from the grave also when He comes again.
5. Saturday was a quiet day. But Sunday, Jesus' good friend Mary Magdalene went to His tomb to take care of His body. She found the tomb empty and ran to tell the disciples in hiding. Simon and Peter ran to also find the tomb empty.
6. Jesus appeared first to Mary Magdalene, who at first thought He was the gardener, probably because her tears blinded her. She tried to hug Him and He said not to, because He hadn't yet ascended to the Father.
7. Jesus appeared to the disciples multiple times as the risen Lord. He ate food with them, appeared to walk through a wall and through a locked door. He may have looked different but still had His wounds from the crucifixion. The Apostle Thomas refused to believe until he touched them.
8. Jesus appeared to around 500 people between Resurrection Sunday and the Ascension 40 days later. It is recorded in 1 Corinthians 15:6.

### QUESTION

During the earthquake, a centurion, or soldier, was terrified and did this:

- a. ran                      b. screamed                      c. believed                      d. dropped dead

SECRET CODE

**Question:** Out of all these miracles, the tearing of the temple veil is most meaningful, yet most mysterious. Why?

#### Sentence 1

1 7 | 5 4   6 | 1 5 | 1 2 7 | 1  
 2 | 4 | 2 5 | 5 6 | 3 | 1 7 | 5 4 |  
 5 | 7 6 | 5 4 | 6 | 1 5 | 1 1 | 5 4 |  
 1 | 6 | 1 1 | 5 2 5 | 5 | 1 6 |  
 3 | 5 4 | 6 | 1 | 2 7 6 | 5 5 | 1 6 |  
 6 | 1 5 | 4 5 | 1 4 |

#### Sentence 2

2 6 | 2 1 | 5 1 | 2 | 5 1 | 3 | 5 |  
 2 | 1 5 | 4 | 5 | 1 | 7 | 5 4 | 1 5 |  
 3 | 1 7 | 5 4 | 6 | 1 | 5 4 | 6 | 1 |  
 7 | 1 | 4 |

#### Sentence 3

6 | 1 5 | 4 | 2 2 | 2 6 2 | 5 2 5 | 5 |  
 2 5 | 3 1 | 7 1 | 5 5 6 | 1 | 5 4 |  
 6 | 1 | 7 | 1 | 4 | 1 | 6 | 1 | 7 | 4 |  
 6 | 2 6 5 |



# 4-DIGIT CODE ANSWER:

## FIRST NUMBER OF COMBINATION:

From Mystery #1, The number of coins for which Judas agreed to betray Jesus, MINUS 25 \_\_\_\_\_

## SECOND NUMBER OF COMBINATION:

From Mystery #2, Annas had a son-in-law. The number of letters in the son-in-law's name, PLUS 1 \_\_\_\_\_

## THIRD NUMBER OF COMBINATION:

From Mystery #3, only one disciple came to the crucifixion. The number of letters in his name, PLUS the number of letters in Jesus' mother's name \_\_\_\_\_

## FOURTH NUMBER OF COMBINATION:

From Mystery #4, the torn veil covered the \_\_\_\_\_, the part of the temple where the High Priest could talk to God. The number of letters in the name of this place, MINUS 9 \_\_\_\_\_




Enter the 4-digit code here to solve the Easter Escape Room: \_ \_ \_ \_

## FINAL CHALLENGE

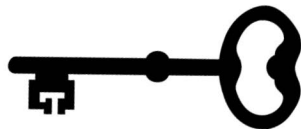
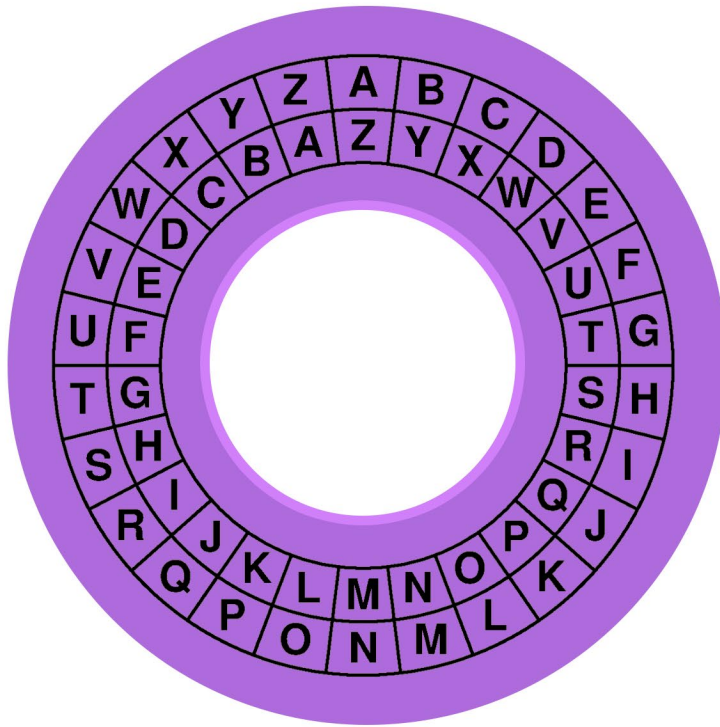
|   |  |
|---|--|
| <p><b>1. Judas was prompted by this character to betray Jesus:</b></p> <p>a. Satan<br/>b. Angel Gabriel<br/>c. Baal<br/>d. Spiderman</p>  | <p><b>2. Judas betrayed Jesus by</b></p> <p>a. pointing him out<br/>b. nudging him<br/>c. kissing him<br/>d. hugging him</p>   |
| <p><b>3. The tetrarch of Nazareth was named</b></p> <p>a. Herod Antipas<br/>b. Pontius Pilate<br/>c. Caiaphas</p>   | <p><b>4. The second-to-the-last thing Jesus said on the cross was</b></p> <p>a. I thirst<br/>b. it is finished<br/>c. we've only just begun</p>                            |
| <p><b>5. How many years did Jesus spend on earth?</b></p> <p>a. 99<br/>b. 100<br/>c. 33<br/>d. 30</p>   | <p><b>6. The first person to see Jesus alive after the resurrection was</b></p> <p>a. his mother Mary<br/>b. disciple Peter<br/>c. Mary Magdalene<br/>d. disciple John</p> |
| <p><b>7. How many days were between the Resurrection and the Ascension of Jesus into heaven?</b></p> <p>a. 3                      b. 40                      c. 90                      d. 12</p> |  |

# KEYS TO THE KINGDOM OF HEAVEN!

Print and cut out these keys, one for each person who solves the mysteries.









e iTWnoHsRvs  
E YefEojsEuU



|   |   |   |   |   |
|---|---|---|---|---|
| H | U | A | S | B |
|   |   |   |   |   |
| F | E | V | R | T |

|   |   |   |   |   |
|---|---|---|---|---|
| K | R | O | P | G |
|   |   |   |   |   |
| W | A | G | N | D |

|   |   |   |   |   |
|---|---|---|---|---|
| S | A | H | R | Y |
|   |   |   |   |   |
| G | O | R | H | S |

|   |   |   |   |   |   |
|---|---|---|---|---|---|
| M | E | K | R | O | D |
|   |   |   |   |   |   |
| F | R | A | C | E | N |

|   |   |   |   |   |   |
|---|---|---|---|---|---|
| M | O | S | K | E | Y |
|   |   |   |   |   |   |
| R | I | C | N | O | D |

|   |   |   |   |   |   |
|---|---|---|---|---|---|
| R | U | P | E | P | T |
|   |   |   |   |   |   |
| J | E | T | O | N | Y |





1.

A H

O V

4.

D K

R Y

7.

G N

U !

2.

B I

P W

5.

E L

S Z

3.

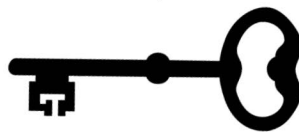
C J

Q X

6.

F M

T ?





# ANSWERS

## MYSTERY 1:

All the other disciples were from Galilee; Judas was from \_\_\_\_\_

- a. Jerusalem    **b. Judea**    c. Palestine    d. Egypt

Answer: **The Bible says the love of money is the root of all evil. Judas loved money and power. As believers, we should not make the pursuit of wealth a priority.**

## MYSTERY 2:

Jesus was beaten twice. The scourge, the worst, was ordered by ...

- a. Herod    b. Antipas    c. Caiaphas    **d. Pilate**

Answer: **They were envious of Jesus.**

## MYSTERY 3:

Question: We ought to forgive others because Jesus was able to forgive His murderers, saying

- a. they were actually innocent    **b. they didn't know what they were doing**    c. their sins weren't really a big deal

Answer: **God looks at the heart. The man Jesus said could come to paradise did many wrong things, but he was very sorry, feared God, and believed in Jesus in the end. The other criminal merely mocked Jesus and did not repent or believe.**

## MYSTERY 4:

Question: During the earthquake, a centurion, or soldier, was terrified and did this:

- a. ran    b. screamed    **c. believed**    d. dropped dead

Answer: **Only the High Priest could enter the Holy of Holies at certain times of the year. It was a place where only he could talk to God. The rip implies we can all talk to God at any time.**



# ANSWERS

## 4-DIGIT CODE ANSWER:

Enter the 4-digit code here to solve the Easter Escape Room: **5983**

## FINAL CHALLENGE:

- Judas was prompted by this character to betray Jesus:  
**a. Satan** b. Angel Gabriel c. Baal d. Spiderman
- Judas betrayed Jesus by  
a. pointing him out b. nudging him **c. kissing him** d. hugging him
- The tetrarch of Nazareth was named  
**a. Herod Antipas** b. Pontius Pilate c. Caiaphas
- The second-to-the-last thing Jesus said on the cross was  
a. I thirst **b. it is finished** c. we've only just begun
- How many years did Jesus spend on earth?  
a. 99 b. 100 **c. 33** d. 30
- The first person to see Jesus alive after the resurrection was  
a. his mother Mary b. disciple Peter **c. Mary Magdalene** d. disciple John
- How many days were between the Resurrection and the Ascension of Jesus into heaven?  
a. 3 **b. 40** c. 90 d. 12

# CIPHER HINTS

## ATBASH CIPHER: (PAGE 12)

Replace the letter on the outside wheel with the corresponding letter on the inside wheel.

## FONT/COLOR MIX-UP PUZZLE (PAGE 13)

Rearrange the letters by font and color to form words. Re-arrange words to form a sentence.

## ABOVE/BELOW PUZZLE (PAGE 14)

Fill in the box with a letter from above or below to make a word.

## CROSS CODE CIPHER (PAGE 15)

Each number & symbol in the message corresponds to a portion of one of the grids. The number tells the children which grid to look at. The symbol tells the children the position in the grid to look at. They can then decode the Secret Message by seeing the letter that is contained in the correct grid portion.



## Easter Resurrection Rolls

| Prep Time | Cook Time | Total Time |
|-----------|-----------|------------|
| 5 mins    | 10 mins   | 15 mins    |



Servings: 8 rolls Author: Jenn

### Ingredients

- 1 can Pillsbury Crescent Dough
- 8 large marshmallows
- water
- cinnamon & sugar mixed together in a bowl

★★★★★  
5 from 7 votes

### Instructions

1. Preheat oven to 375°F. Spray a cookie sheet with cooking spray or line with parchment paper.
2. Unroll crescent dough and separate each triangle.
3. Have children dip marshmallow in water. Roll in cinnamon and sugar mixture.
4. Place marshmallow in the top of the crescent roll and roll into a crescent roll shape, then secure the sides by tucking them under and pinching them closed. (Don't worry about how they look! They will be yummy!)
5. Place on prepared cookie sheet and repeat with remaining 7 rolls.
6. Bake in preheated oven for 8-10 minutes or until golden brown on the outside.
7. Let cool for a few minutes and then let the children pick a roll to open up. The marshmallow has disappeared!
8. Enjoy. ;)